

Universal
Services

Stronger Roads Today

27 November 2023

Peter Rooney – Highway Manager (Commissioning)

For discussion today

- Current challenges facing all Local Highway Authorities
- Impacts of Winter 2022/23
- Stronger Roads Today campaign
- Future funding / delivery strategy
- Current winter period



Challenges facing all Local Highway Authorities

Several key reports to Members over recent years highlighting:-

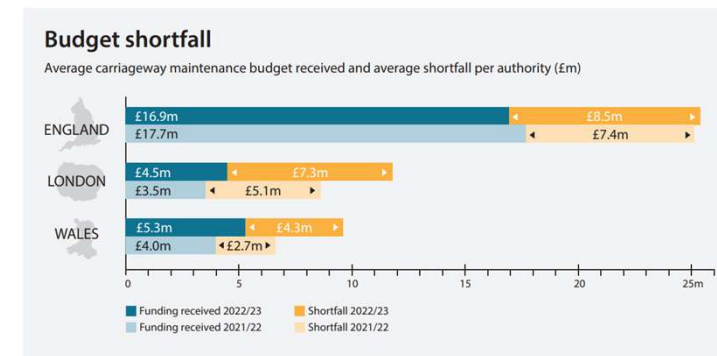
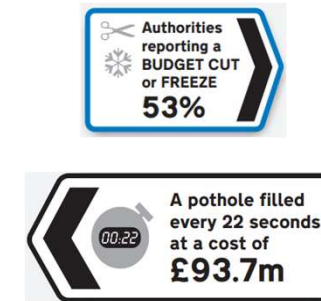
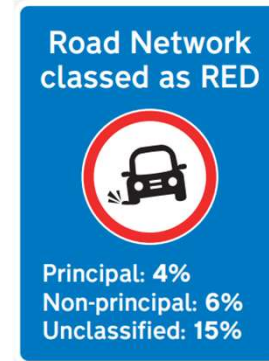
- Long term under-investment from central Government leading to significant increase in highway maintenance backlog
- Impact of inflation

Current funding levels are not enough to improve/sustain the condition of the Hampshire network

- Primary aim therefore to reduce the rate of deterioration

Hampshire is arguably in a better position than most HA's with additional funding allocated by the County Council.

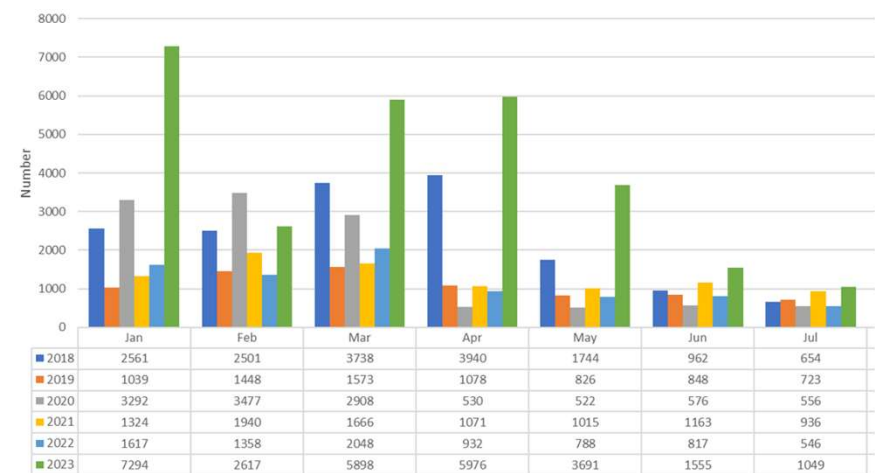
- £10m since 2010 for Planned Maintenance
- £7m since 2022
- £7.5m from 2023 (for 3 years) “Stronger Roads Today” campaign.



Graphics taken from Annual Local Authority Road Maintenance (ALARM) Survey Report – March 2023

Impact of Winter 2022/23

- Wet and mild start to the season – First precautionary salt run wasn't until late November 2022
- Prolonged freezing conditions from early December 2022
- Exceptional numbers of enquiries, correspondence & claims



Pothole Related Enquiries

Stronger Roads Today Campaign

3-part strategy – utilising additional 2023 funding allocation plus normal budgets

1. Immediate response to the winter of 2022/23
2. Medium term – preparing for 2023/24 season
3. Longer term – developing innovative and proactive approaches to maintaining the network in future years

Immediate response to winter of 2022/23

- Mobilisation of 23 Rapid Repairs Teams – 1000 defects per week
- Increasing numbers of spray injection patching machines (Dragon Patchers)
- Find & Fix App – Milestone undertake repairs without task order
- Enquiries allocated direct to gangs
- Started trials of geographic scheduling process
- Repurposing staff from non-highway maintenance teams to provide support



Stronger Roads Today Campaign

Medium-term, i.e. preparing for the current winter season

- Increase in the number of small hand patching repair teams
- Increase in the number of larger hand patching gangs
- Mobilising a larger machine patching programme
- Deployment of additional drainage jetting resources

Longer-term

- Increased targeted carriageway patching programmes
- Increased programmes of surface treatments and preservation techniques
- Further development of recycled highway materials at Micheldever
- Continue to work with Milestone and supply chain to identify new innovations to improve service delivery
- Use innovations to influence future investment decisions



Mulvevo's Hydrovo – Dual Fuel Technology (HVO & Hydrogen)

Future Funding

- Current funding levels are not enough to significantly improve the condition of the highway network. Sustained long-term funding is required from central Government to improve the network.

Impact of HS2 cancellation

- In October 2023 the Government announced £8.3billion long-term resurfacing fund with £2.8billion set aside for the South East, South West and East of England and London.
- Further announcement from Government in November 2023 indicating £132.3million for Hampshire from 23/24 through to 2033/34.
- £4.2m for 2023/24 and 2024/25 – confirmed.
- **Potentially** an **additional** £13.76m from 2025/26 to 2033/34. However, we are still awaiting confirmation of future base budgets and likely distribution of funding over the funding period.
- New DfT funding is not limited to potholes or resurfacing.

Important to note that the extra DfT/Govt funding will not yield a quick fix!

GOV.UK

Home > Regional and local government > Local government > Highways maintenance funding allocations

Department for Transport

Transparency data

Local highways maintenance: additional funding from 2023 to 2034

Updated 17 November 2023

Applies to England

Table 2: local authority allocations

| Local authority | Current baseline allocation per year (HMB + Pothole Fund) (£000) | 2023-24 – additional funding (£000) | 2024-25 – additional funding (£000) | Minimum additional overall uplift between 2023-24 and 2033-34 (£000) |
|-----------------|--|-------------------------------------|-------------------------------------|--|
| Hampshire | 33,493 | 4,225 | 4,225 | 132,297 |

Finally.....

There has been an ominous start to the 23/24 winter period....

October

- Between 190-300% of the monthly average rainfall fell across Hampshire

November

- During the first week of November, all locations have recorded more than half of the average November rainfall

Groundwater levels are already higher than normal across Hampshire

The road network remains in a very fragile state. Another bad winter is likely to yield similar problems to 22/23. However, with the additional funding, significantly increased resources and new innovations and methods of working the Highways service is in a much stronger position to deal with the potential impacts.



Flooding from Groundwater

Hampshire

08 November 2023

Current situation

The last two weeks have been exceptionally wet. Since 25/10/2023, between 100 and 210mm of rain has been recorded across Hampshire. In October, all areas received between 190-300% of the average rainfall. During the first week of November, all locations in Hampshire have also recorded more than half of the average November rainfall.

Groundwater is rising across Hampshire. In all communities, groundwater levels are higher than normal for this time of year and flooding impacts are possible this winter. In a small number of communities in East Hampshire, minor groundwater flooding impacts are possible from late November or early December 2023 if persistent and/or heavy rain continues in the coming weeks.

The table below shows rainfall data values recorded at Otterbourne, near Winchester, up to 8th November 2023 (this gauge is used statistically for comparisons because of its very long term record).

| Month | Hampshire at Otterbourne (near Winchester) | | | | | | |
|-----------|--|----------------------------|--------------------------------|---------|------|--------|------|
| | Total rainfall | Long Term Average Rainfall | % of Long Term Monthly Average | Wettest | | Driest | |
| | (mm) | (mm) | Average | mm | year | mm | year |
| August | 82.6 | 61.2 | 135% | 168.6 | 1931 | 3.8 | 1940 |
| September | 81.3 | 71.3 | 114% | 196.5 | 1968 | 1.0 | 1929 |
| October | 172.9 | 78.6 | 219% | 227.6 | 2020 | 4.6 | 1969 |
| November | 65.8 | 83.1 | 79% | 244.0 | 2002 | 8.9 | 1945 |

Hampshire at Otterbourne

- October 219% of monthly average
- November 79% of monthly average by 8 November

Questions